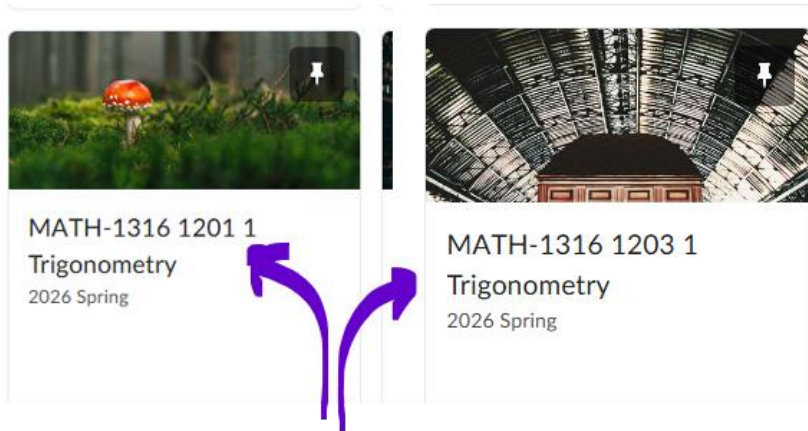
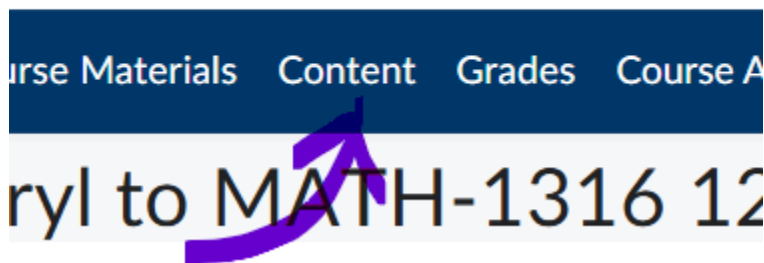


I. Go to D2L and click on your section (although for this, it really doesn't matter which).

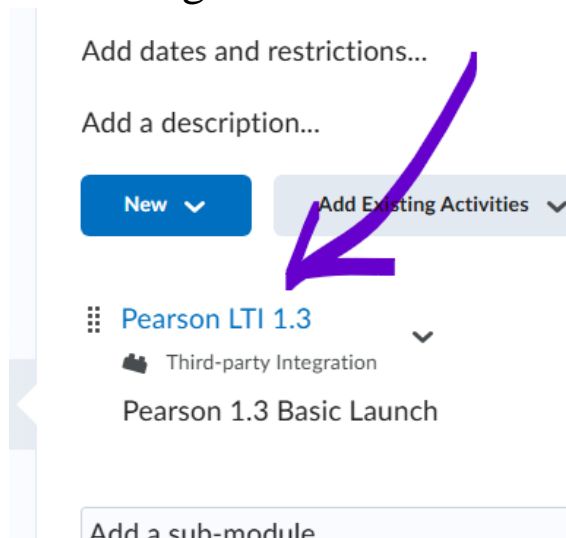


II. Near the top center, click on 'Content'.

-1316 1201 1 Trigonometry



III. Bang in the middle of the page click on 'Pearson' LTI 1.3



III. At the top center click on ‘Open MyLab & Mastering’



Open MyLab & Mastering

Home

Grade Sync

Help & S

V. On the left of the screen click ‘eText Contents’

MyLab Math

[Back to my courses](#)

> Manage Course

Course Home

Assignments

Student Gradebook

> eText Contents

Study Plan

> Video & Resource Library

Accessible Resources

Course Home

Math 1316 1

Instruc



We



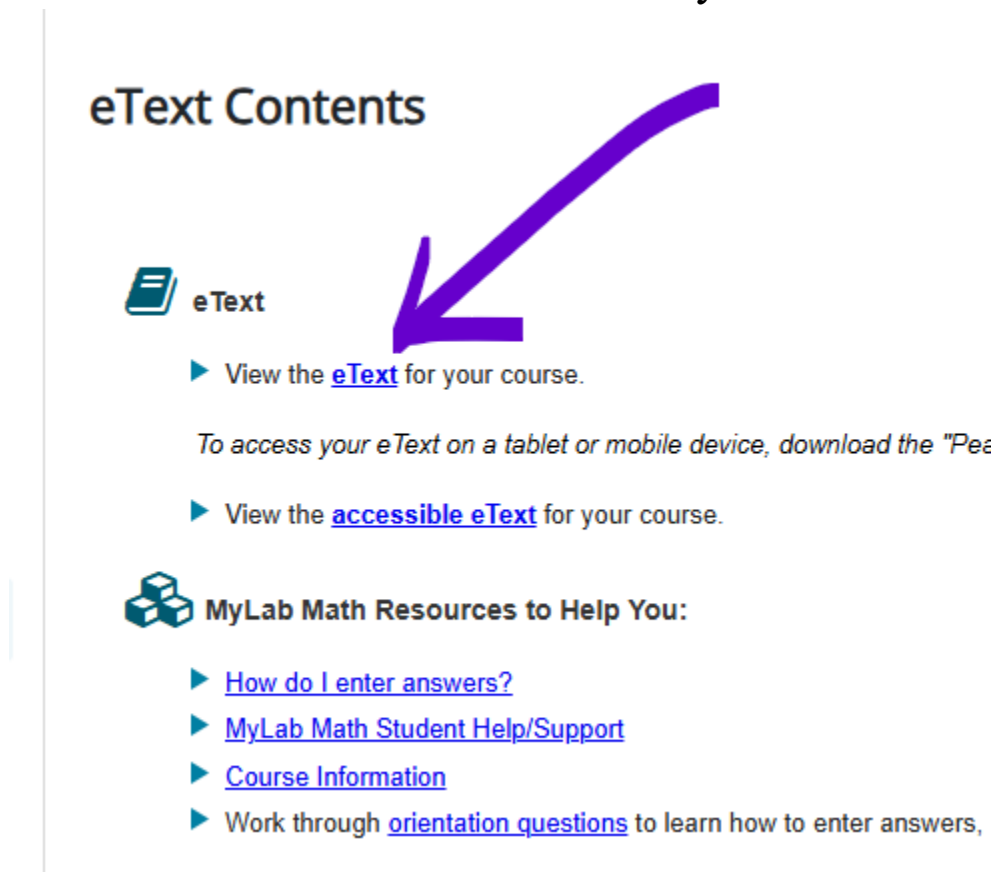
Manag




Gr

VI. Either:

A. Click 'View the eText for your course'




eText Contents

 **eText**

- ▶ View the [eText](#) for your course.

To access your eText on a tablet or mobile device, download the "Pearson eText" app.

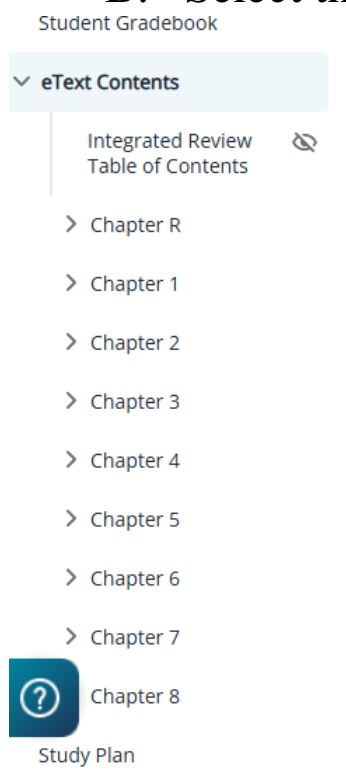
- ▶ View the [accessible eText](#) for your course.

 **MyLab Math Resources to Help You:**

- ▶ [How do I enter answers?](#)
- ▶ [MyLab Math Student Help/Support](#)
- ▶ [Course Information](#)
- ▶ Work through [orientation questions](#) to learn how to enter answers,



Or:

B. Select the Section from the menu on the left.



Student Gradebook

▼ **eText Contents**

- Integrated Review Table of Contents 
- > Chapter R
- > Chapter 1
- > Chapter 2
- > Chapter 3
- > Chapter 4
- > Chapter 5
- > Chapter 6
- > Chapter 7
-  Chapter 8

Study Plan